

ASMTA THEORY LEVEL THREE - PIANO

Student's Name _____


Written Score

Aural Score


Teacher's Name _____

TOTAL SCORE



Write the letter name of each note on the line below. Use accidentals as needed.



Draw the notes on the staff. Use whole notes. Use accidentals as needed.





Draw one note under the arrow to complete one measure in the given time signatures.



TURN TO THE NEXT PAGE

ASMTA THEORY LEVEL THREE - PIANO


Draw one rest under the arrow to complete one measure in the given time signatures.



On the lines below, write the correct time value of each note(s) or rest(s) in $\frac{4}{4}$ time.

NOTES AND RESTS

TIME VALUE LIST



$\frac{1}{2}$ beat
 1 beat
 1 $\frac{1}{2}$ beats
 2 beats
 3 beats
 4 beats



Which minor key signature has one sharp? Circle the correct answer.

a minor

e minor

d minor



Which Major key signature has one flat? Circle the correct answer.

G Major

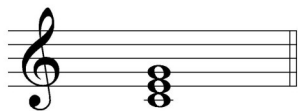
E Major

F Major

TURN TO THE NEXT PAGE

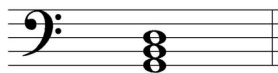
ASMTA THEORY LEVEL THREE - PIANO

On the blank line, write the root of the triads and circle whether the triads are Major or minor.



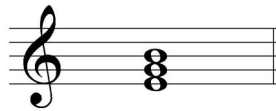
Major

_____ minor



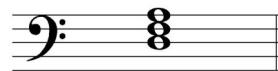
Major

_____ minor



Major


_____ minor



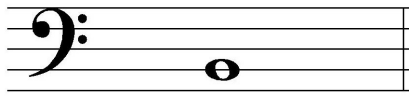
Major

_____ minor

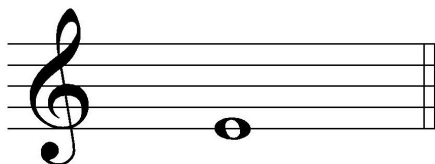
Draw the interval above each note using a whole note. Use accidentals as needed.




5th



minor 3rd




4th




Major 3rd


Draw the key signatures.




G Major



F Major



d minor



e minor

TURN TO THE NEXT PAGE

ASMTA THEORY LEVEL THREE - PIANO

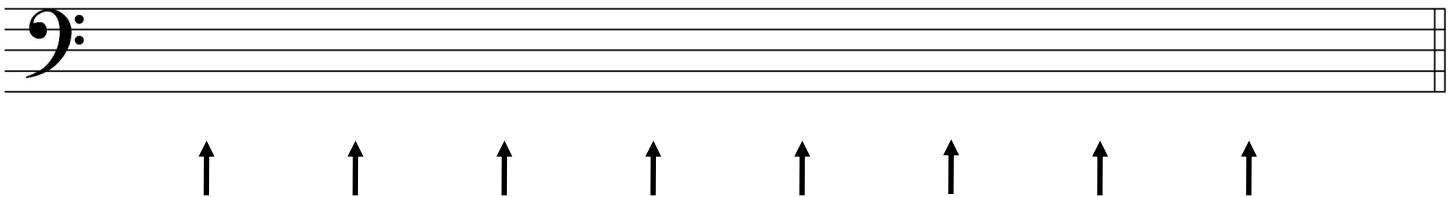
Which scale degree is raised in the harmonic minor scale? Circle the correct answer.

Third

Fifth

Seventh

Draw the d harmonic minor scale one octave going up, one note above each arrow. Use whole notes. Use accidentals as needed. Do not use a key signature.



Match the terms with the definitions. Write the letter of the correct definition on the blank line.

TERMS

_____ D.S. al Fine

_____ coda

_____ a tempo

_____ harmonic minor scale

_____ accelerando (accel.)

_____ melodic minor scale

DEFINITIONS

A. A section or passage added to the end of a music composition

B. Return to the original tempo after a ritardando or an accelerando

C. A natural minor scale with a raised sixth and seventh scale degree ascending and lowered sixth and seventh degree descending

D. Return to the sign and play to the Fine

E. To play gradually faster

F. A natural minor scale with a raised seventh scale degree, ascending and descending

TURN TO THE NEXT PAGE

ASMTA THEORY LEVEL THREE - PIANO

Use the music example below to answer the following questions. The measures are numbered. Circle the correct answer for each question.

Allegro

The musical score is for a piano piece in G major (one sharp). It is in 2/4 time. The tempo is marked 'Allegro'. The dynamic is 'ff' (fortissimo). The score is divided into four measures. Measure 1: Treble clef, G4 quarter, A4 quarter, B4 quarter, C5 quarter. Bass clef, G2 half. Measure 2: Treble clef, D5 quarter, E5 quarter (circled), F#5 quarter, G5 quarter. Bass clef, D3 half. Measure 3: Treble clef, A5 quarter, B5 quarter, C6 quarter, D6 quarter. Bass clef, G3 half. Measure 4: Treble clef, E6 quarter, F#6 quarter, G6 quarter, A6 quarter. Bass clef, D3 half. There is an 'accel.' marking above measure 2. A fermata is above the final note of measure 3. A slur is above the final note of measure 4.

What is the time signature for the music example?

$\frac{2}{4}$

$\frac{3}{4}$

$\frac{4}{4}$

What is the meaning of the tempo marking above measure 1?

Walking tempo

A medium or moderate tempo

A quick, fast tempo

What is the meaning of the dynamic marking in measure 1?

Medium soft

Medium loud

Very loud

What is the interval circled in measure 2?

Major 2nd

minor 3rd

4th

What is the name of the symbol above measure four?

Accent

Fermata

Slur


END OF WRITTEN EXAM

ASMTA AURAL AWARENESS LEVELS 3 & 4

Aural Score

Student's Name _____

1.



2.



3. Andante

Allegro


4. Parallel motion

Contrary motion

5. 4th

3rd

6.



Same

Different

7. Crescendo

Diminuendo


8. Accelerando

Ritardando

9.



10.



END OF AURAL AWARENESS TEST