

*Written Test - Each question is worth two points.




ASMTA THEORY LEVEL FIVE - PIANO

Student's Name _____


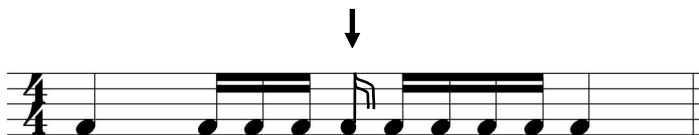
Written Score	90
Aural Score	10
TOTAL SCORE	100

Teacher's Name _____


Write the letter name of each note on the line below. Use accidentals as needed.



Draw one note under the arrow to complete one measure in the given time signatures.




Draw one rest under the arrow to complete one measure in the given time signatures.

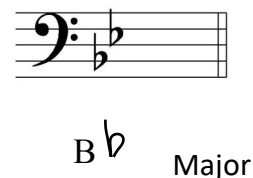




Write the correct time signature in the box.

6
8



Label the key signatures.




TURN TO THE NEXT PAGE

ASMTA THEORY LEVEL FIVE - PIANO


Draw the key signatures.



A Major




c minor




g minor

Draw the scales one octave ascending and descending using whole notes. Use accidentals as needed in both directions. Do not use a key signature.



A Major



c natural minor


On the blank line, write the root of each triad and circle whether the triad is Major or minor.



A Major minor



b Major minor

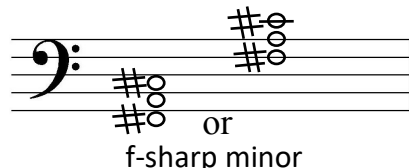
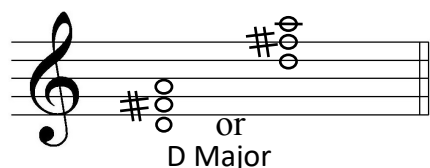
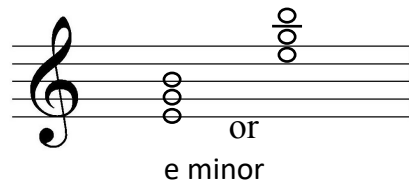



g Major minor



Bb Major minor

Draw the triads in root position using whole notes. Use accidentals as needed.




TURN TO THE NEXT PAGE

ASMTA THEORY LEVEL FIVE - PIANO


Circle the correct answer.



Perfect 5th
minor 6th
Major 6th




Perfect 4th
Perfect 5th
Major 6th



Perfect 4th
Perfect 5th
minor 6th


Draw the interval above each note using a whole note. Use accidentals as needed.



Perfect 5th



Perfect 4th



Major 6th

Match the terms with the definitions. Write the letter of the correct definition on the blank line.

TERMS

- E maestoso
- C subito
- I espressivo
- A con moto
- H perfect intervals
- B allargando (allarg.)
- D cantabile
- F presto
- G fortepiano, *fp*

DEFINITIONS

- A. With motion
- B. Broadening or slowing
- C. Suddenly
- D. In a singing style
- E. Majestic, dignified
- F. A very fast tempo, faster than allegro
- G. Loud followed immediately by soft
- H. Unison, 4th, 5th, and octave
- I. Expressive

TURN TO THE NEXT PAGE

ASMTA THEORY LEVEL FIVE - PIANO


Use the music example below to answer the following questions. The measures are numbered. Circle the correct answer or fill in the blank for each question.

Presto

The musical score shows four measures. Measure 1 is marked with a forte (f) dynamic. The bass line contains chords in measures 1, 2, and 3, with the chords in measure 3 circled. Measure 4 ends with a 'D.C al Fine' marking, which is also circled.

The example is in the key of g minor. Include Major or minor in the answer.

What should be the time signature for this piece?



$\frac{3}{4}$

$\frac{4}{4}$

The chords circled in measure 3 represent the:

Subdominant

Tonic

Dominant

What is the meaning of the symbol circled in measure 4?

Repeat

Take the coda

Return to the beginning and play to Fine

What is the definition of the tempo marking?

Joyful or playful

Very fast, faster than allegro

Slower than allegro

END OF WRITTEN EXAM

*Aural Test - Each question is worth one point.

ASMTA AURAL AWARENESS LEVELS 5 & 6

Aural Score

10

Student's Name _____

1. natural minor harmonic minor **melodic minor**

2. natural minor **harmonic minor** melodic minor

3. Presto Allegretto **Andante**


4. **$\frac{3}{4}$** $\frac{4}{4}$ $\frac{2}{4}$


5. **Perfect 4th** Perfect 5th Major 6th

6. 



7. **Major** minor

8. 

9. 

10. Interval 1 **Interval 2**

END OF AURAL AWARENESS TEST